


2018 FALL SEMESTER  
59 Carroll Hall  
Mondays and Wednesdays  
11:00-12:45

Terence Oliver Associate Professor  
236 Carroll Hall  
(919) 843-5841  
olivert@email.unc.edu

**Office Hours**  
Mondays and Wednesdays  
12:15 p.m. to 1:45 p.m. and  
by appointment

MEJO484

# Information Graphics



Infographics are the result of using the rules of Information Design (one of the branches of Graphic Design) for telling news and feature stories. They are the best way to convey statistical information, locating a place or explaining complex processes and procedures. MEJO484 will provide you with the skills to create clear, accurate, informative and visually attractive Information Graphics using the most common tools in newsrooms and agencies worldwide.

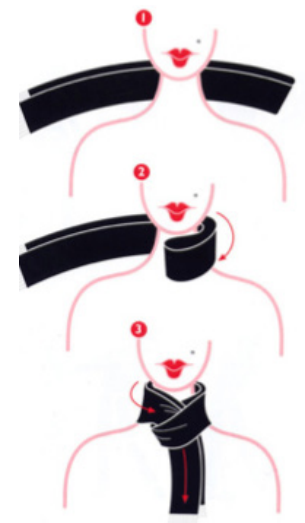
## Description and poli-

## Course description

In Information Graphics you will learn to use the principles of visual representation of data, design and illustration intended to convey information, and basic cartography for news.

In this course, we will discuss the cognitive basis of visual perception, how it relates to visual design principles and how to apply those principles to the design and production of informational graphics in a journalistic context.

You are expected to conduct yourselves within the guidelines of the UNC-CH Honor Code. All work must be completed with the high level of honesty and integrity that this University demands.



Nigel Holmes, "Wordless Diagrams"

## Honor Code:

I expect that each student will conduct himself or herself within the guidelines of the University honor system (<http://honor.unc.edu>). All academic work should be done with the high levels of honesty and integrity that this University demands. You are expected to produce your own work in this class. If you have any questions about your responsibility or your instructor's responsibility as a faculty member under the Honor Code, please see the course instructor or Senior Associate Dean Charlie Tuggle, or you may speak with a representative of the Student Attorney Office or the Office of the Dean of Students.

## Seeking Help:

If you need individual assistance, it's your responsibility to meet with the instructor. If you are serious about wanting to improve your performance in the course, the time to seek help is as soon as you are aware of the problem – whether the problem is difficulty with course material, a disability, or an illness.

## Diversity:

The School of Media and Journalism adopted Diversity and Inclusion Mission and Vision statements in spring 2016 with accompanying goals - <http://www.mj.unc.edu/diversity-and-inclusion>. The University's statement:

UNC is committed to providing an inclusive and welcoming environment for all members of our community and does not discriminate in offering access to its educational programs and activities based on age, gender, race, color, national origin, religion, creed, disability, veteran's status, sexual orientation, gender identity, or gender expression.

## Special Accommodations:

If you require special accommodations to attend or participate in this course, please let the instructor know as soon as possible. If you need information about disabilities visit the Accessibility Services website at <https://accessibility.unc.edu/>

## ACCREDITATION

The School of Media and Journalism's accrediting body outlines a number of values you should be aware of and competencies you should be able to demonstrate by the time you graduate from our program. Learn more about them here:

<http://www2.ku.edu/~acejmc/PROGRAM/PRINCIPLES.SHTML#vals&comps>

No single course could possibly give you all of these values and competencies; but collectively, our classes are designed to build your abilities in each of these areas. In this class, we will address a number of the values and competencies, with special emphasis on the last seven bullet dots under "Professional values and competencies" in the link above.

## Assignments and grad-

## Grading

Grading will be based on three exercises and four projects. The grading scale is below.

## Components

	Percent of total
Three exercises	15%
Project 1:	20%
Project 2:	20%
Project 3:	20%
Project 4:	20%
Participation	5%
	100%

## Scale

Points	Grade
94-100	A
90-93	A-
87-89	B+
83-86	B
80-82	B-
77-79	C+
73-76	C
70-72	C-
67-69	D+
63-66	D
65 and below	F

## Items to purchase


A few assignments will require a color print.

USB flash drive or portable hard drive. Remember that you are responsible for backing up your work. No deadline will be extended due to loss of files.

You will need a sketch book or paper for roughly sketching your ideas.

## Textbook

a practical guide to  
**GRAPHICS REPORTING**  
 by Jennifer George-Palilonis



## Attendance Policy

Each student will be allowed two unexcused absences. Additional unexcused absences will result in a 5% reduction in your final grade.

In addition, every four late arrivals will result in a 5% reduction in your final grade.

## Grading criteria

These are the main general grading criteria I will be using for the projects:

1. Every project must be completed on time
2. Overall spatial organization, structure of the elements on the page
3. Informative use of color or grays
4. Thoughtful choice of type
5. Aesthetic design choices in general
6. Creativity
7. Research and parsing of the research for clear communication

Note: Because of the nature of deadline production by a team, there will be at least one evening session that everyone will be required to attend.

## Course calendar

NOTE: This schedule is a guide and may change depending on the classes' progress and needs

		Discussion	Notes
August	Wednesday 22	Introduction to the course, orientation to the lab, and setting goals.	Reading: Chapter 1 & 4
	Monday 27	Reviewing of basics, history and discussion. Pen tool review.	Internet research due
	Wednesday 29	Maps, color and charts	Exercise one due
September	Monday 3	NO CLASS: Holiday	
	Wednesday 5	Maps, charts and color	
	Monday 10	Building big infographics and enterprise	Exercise two due
	Wednesday 12	Project 1 info	
	Monday 17	Project 1	
	Wednesday 19	Project 1	
	Monday 24	Project 1	
	Wednesday 26	Project 1 prelim	
October	Monday 1	Introduce project 2	Project one due
	Wednesday 3	Project 2	
	Monday 8	Project 2	
	Wednesday 10	Project 2	

## Course calendar

		<i>Discussion</i>	<i>Notes</i>
	Monday 15	Prelim	
Fall break starts at 5pm	Wednesday 17	Project	
	Monday 22	Project 2 due	
	Wednesday 24	Project 3	
	Monday 29	Project 3 Stephanie Willen Brown visit???	
November	Wednesday 31	Project 3	
	Monday 5	Project 3	
	Wednesday 7	Project 3	
	Monday 12	Project 3 due	
	Wednesday 14	Project 4	
	Monday 19	Project 4	in-class deadline exercise
	Wednesday 21	No Class. Thanksgiving Break	
December	Monday 26	Project 4	
	Wednesday 28	Project 4	
	Monday 3	Project 4	
	Wednesday 5	Project 4 due	

Final exam celebration: We will have our exam on Thursday, December 6 at 4pm. It will include a special portfolio review, career talk and celebration of any December graduates. This will also include food and drinks.